

2025 annual report to the Community

# Belair Primary School

Belair Primary School number: 524


Partnership: Mitcham Hills



School principal:

Robert Houston

Signature



Date of endorsement:

17/02/2026



Government  
of South Australia  
Department for Education

# Context Statement

Belair Primary School is a preferred choice for families seeking a quality education for their children. Situated in the picturesque foothills of the Adelaide Hills and within easy reach of the Adelaide CBD, we are proud to be an International Baccalaureate (IB) school. Our focus is on developing students who are inquiring, knowledgeable and caring, encouraging them to achieve their personal best while contributing to a more peaceful and sustainable society.

Our curriculum is comprehensive, drawing on both the Australian Curriculum and the IB Primary Years Program (PYP), ensuring a challenging and engaging learning experience. Our teachers are committed to equipping students with the skills and confidence needed to thrive in an ever-changing world.

We serve a predominantly high socio-economic and professional community, where there are strong expectations for academic achievement and social responsibility from the school.

Belair Primary School caters for students from R-6. At the time of this report, the enrolment in 2025 is 490. Belair Primary School is classified as Category 7 on the Department for Education Index of Educational Disadvantage. At the time of this report, the school population includes, 8% students with disabilities, 1% students with English as an additional language or dialect (EALD) funded background. Further information about the school is available on the school's website (including its context statement), as well as the My School website.

The 2025 school year at Belair Primary School was marked by a strong commitment to continuous improvement, wellbeing, and community engagement. Notable progress was made across core areas of learning, student wellbeing and the strengthening of our school community.

A key achievement this year was the creation of a new Site Learning Plan. In addition to setting a clear direction for ongoing school improvement, our plan had a strategic focus on numeracy and literacy, with targeted programs and professional learning to strengthen these foundation areas for all students. The "Our School, Our Story" initiative highlights the importance of inquiry learning and the IB Primary Years Program at Belair. It also continues to foster pride, belonging, and cultural identity across the school community. Our areas of impact included developing effective learners, particularly nurturing curiosity and building student wellbeing, with a focus on resilience and persistence. The plan reflects our commitment to evidence-based practice and continuous growth for every learner.

We continued our Zones of Regulation work across the school, empowering students to manage their emotions and develop self-regulation skills, supported by staff professional development. The work within our Reconciliation Action Plan RAP reinforced our commitment to acknowledging past injustices and supporting a culturally responsive learning environment.

This year, significant development of the school grounds was achieved, including new bike and scooter storage in the bike shed and the resurfacing of the netball court and surrounding area.

We offered a range of parent workshops to strengthen partnerships between home and school. Our Parent Association played an active role throughout 2025, coordinating fundraisers such as the Quiz Night, Easter and Christmas raffles, the ever-popular family movie night at the cinema, and the first school disco since COVID.

After much work with the City of Mitcham, our Governing Council lobbied successfully for the pedestrian crossing upgrade at the intersection of Monalta Drive and Main Road.

We were delighted to host the Momoyama Elementary School and Belair Primary School student exchange program once again in 2025. We looked after 24 staff and students providing a valuable intercultural learning experiences for our school community. The PYP Year 6 Exhibition and Year 5 Expo showcased the impressive inquiry skills and collaborative learning of our students. Our involvement in SAPSASA continued with great success, including being awarded the SAPSASA Mountain Bike 'Overall Champion School' award for the fourth year in row.

A diverse extra-curricular program ran throughout the year, including after-hours school sport, Debating, Tournament of Minds, Choir (Festival of Music), Oliphant Science Awards, Primary Mathematics Extension Group, Japanese Club, Minecraft Club, Gardening Club, Eco Club, Lego Club, and PALS, among others. Sports Days for both JP and Primary years were highlights in our school calendar.

Our major challenge for 2025 was the flooding of the Minno building, affected classrooms were set up in spare rooms and specialist learning spaces while the area was restored and repaired.

Our school community gathered for several events, such as the Year 6 Graduation, Book Week & Parade, Carols Night, participation in the Blackwood Christmas Pageant, Wednesday coffee mornings, Music Night, and Sports Days. Each event reflected the strong and supportive spirit of Belair Primary School.

Our collective efforts in 2025 have ensured our school remains a vibrant, inclusive, and innovative learning community. I extend my sincere thanks to all staff, students, parents, and community members for their ongoing support and commitment.

Data Source: Department for Education data holdings from Mid census captured in AUGUST 2025.

## Governing Council Report

**Belair Primary School achieved some outstanding outcomes in 2025.** The commitment and effort of volunteers through the Governing Council and other school committees has played a critical role in this success.

### Key highlights include:

- Through persistent campaigning (since 2023), we successfully secured a full refurbishment of the Wirra building roof.
- Continued work to improve safety around our school through the Safe Movement Precinct Plan. The upgraded Monalta Drive crossing was completed, and we continue to advocate for Council and Government support to improve the Laffers Road car park and kiss-and-drop area.
- Refurbishment of the netball courts and the play area under the kola.

The Governing Council has also continued to work efficiently and responsibly in:

- Overseeing the budgeting and operation of OSHC and the Canteen
- Supporting and celebrating the significant progress of the school's Reconciliation Action Plan
- Providing regular feedback and input into key policies and initiatives

We also commend the ongoing efforts of the Parents Association for the many events and initiatives delivered throughout the year.

**Thank you to all members of the Governing Council for your time, energy and commitment:** Kim Messer (Deputy Chair), Allison Cox, Katrina Tucker, Crystal Eldridge, Leigh Thwaites, Michelle Hamlyn, Sam Reid, Sarah Barrett (Secretary), Natasha Slee (Parents Association Representative), Rachelle Bennett, Rob Houston, Teagan Sargent, Tamsar Bellette, Alischa Handley, Natalie Holmes and Danni Giro.

Many of these Council members also contribute through school committees, including Grounds, OSHC, Finance, Canteen, Sports, Education and the Parents Association. Each of these committees has also made significant achievements in 2025 — thank you to all volunteers for your continued efforts and support.

We also thank Catherine Hutchesson and Louise Miller-Frost, our state and federal MPs, for their time and attention as community representatives.

After six years on Governing Council, including three years as Chair, I will not be seeking to renew my term as I am focusing my spare time on further education. Serving on Governing Council has taught me a great deal about how our school operates, and I have seen firsthand the incredible heart and dedication that our leadership and teaching teams bring to making Belair Primary School such a special place.

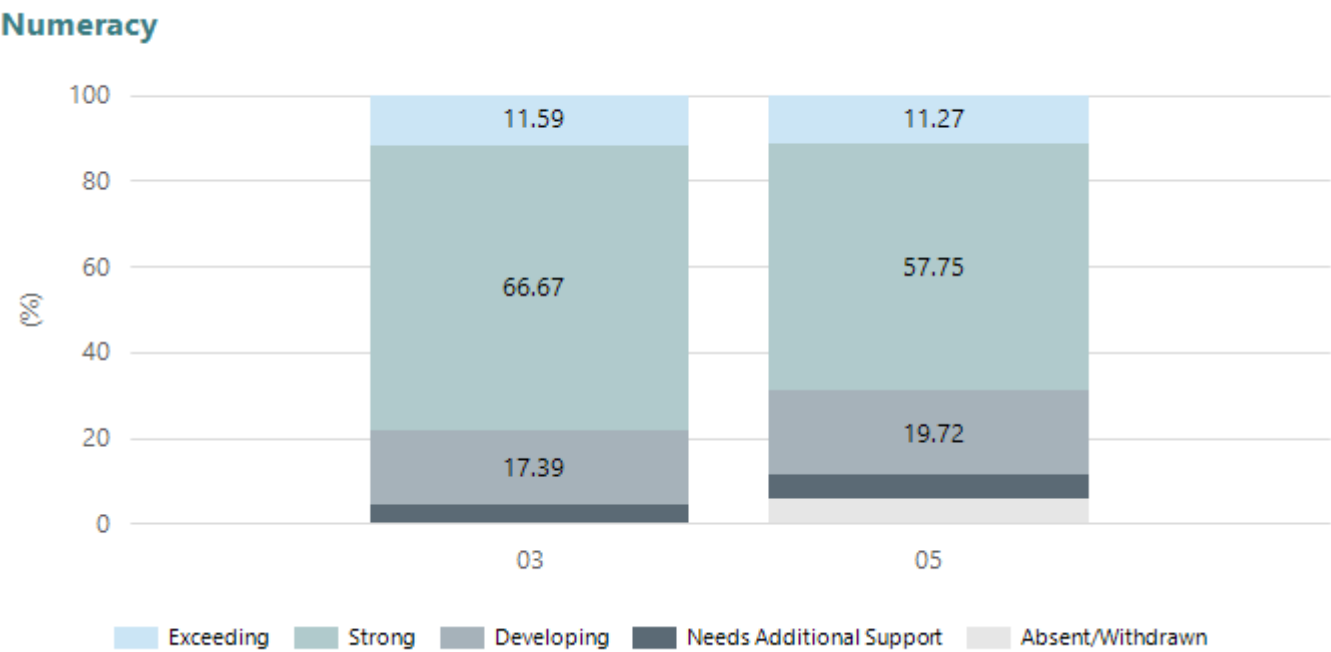
**Anna Deller-Coombs**

Chair, Belair Primary School Governing Council

# Performance Summary

## NAPLAN Proficiency

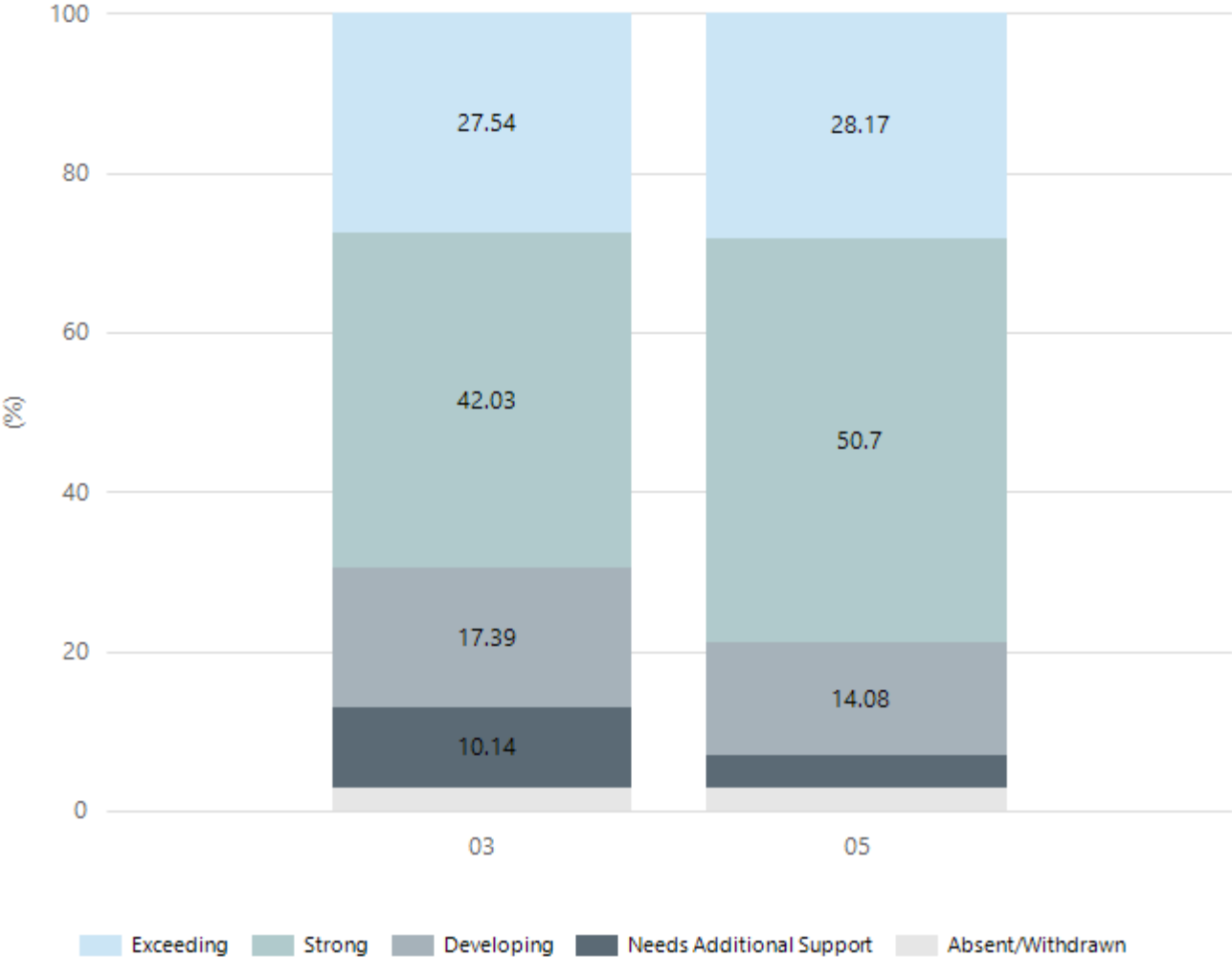
In 2023 the Australian Curriculum, Assessment and Reporting Authority (ACARA) - a Commonwealth Independent statutory authority - announced changes to NAPLAN performance reporting. The new approach replaces the previous numerical NAPLAN bands and the national minimum standard.



Year Level	03	05
Exceeding	8	8
Strong	46	41
Developing	12	14
Needs Additional Support	3	4
Absent/Withdrawn		4
Total	69	71

Data Source: Department for Education Assessment Data Holdings, 2025. If there are less than 6 students who sat NAPLAN in a school, no information will be shown. If a year level has less than 6 students, that year level will not be shown in NAPLAN results.

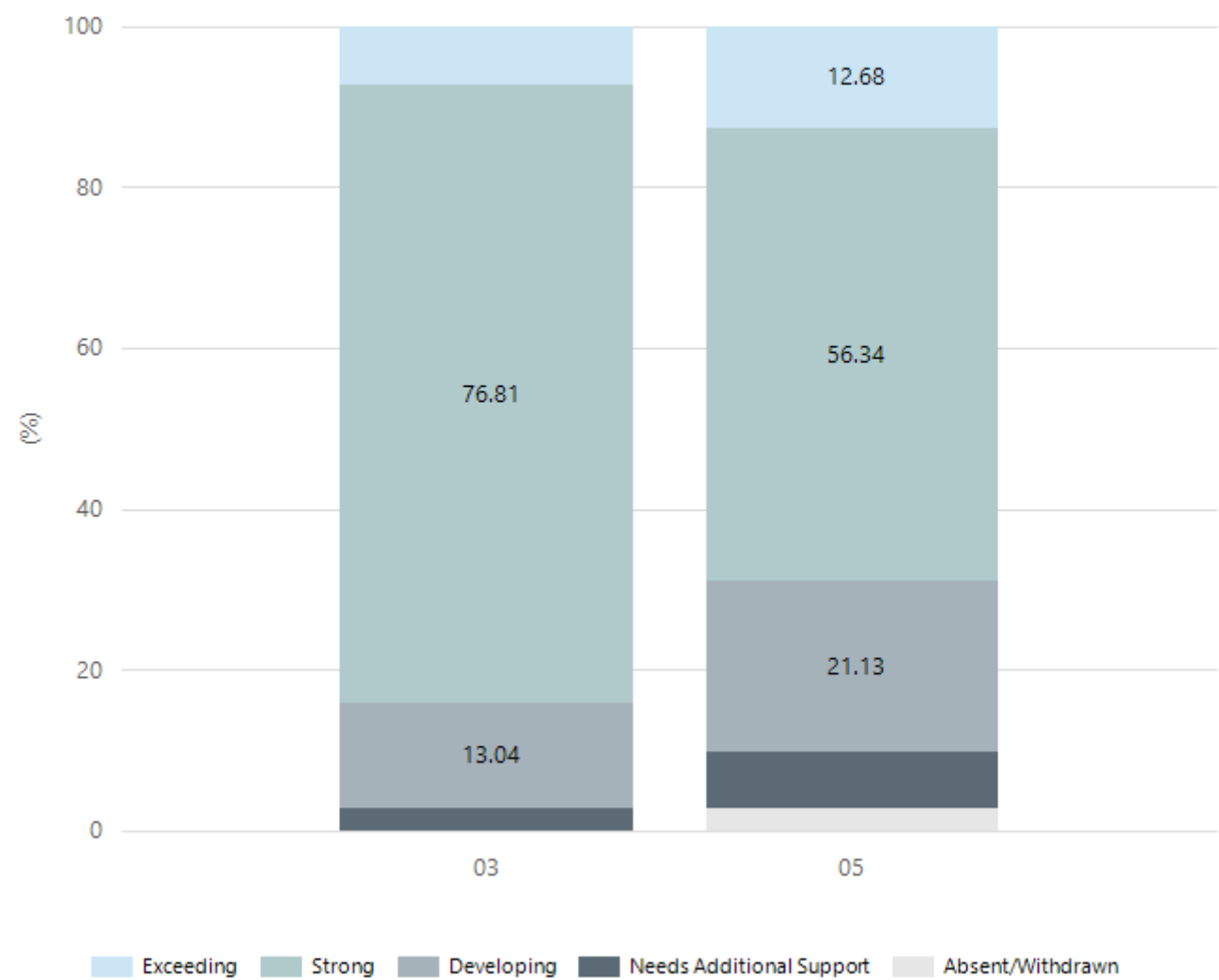
# Reading



Year Level	03	05
Exceeding	19	20
Strong	29	36
Developing	12	10
Needs Additional Support	7	3
Absent/Withdrawn	2	2
Total	69	71

Data Source: Department for Education Assessment Data Holdings, 2025. If there are less than 6 students who sat NAPLAN in a school, no information will be shown. If a year level has less than 6 students, that year level will not be shown in NAPLAN results.

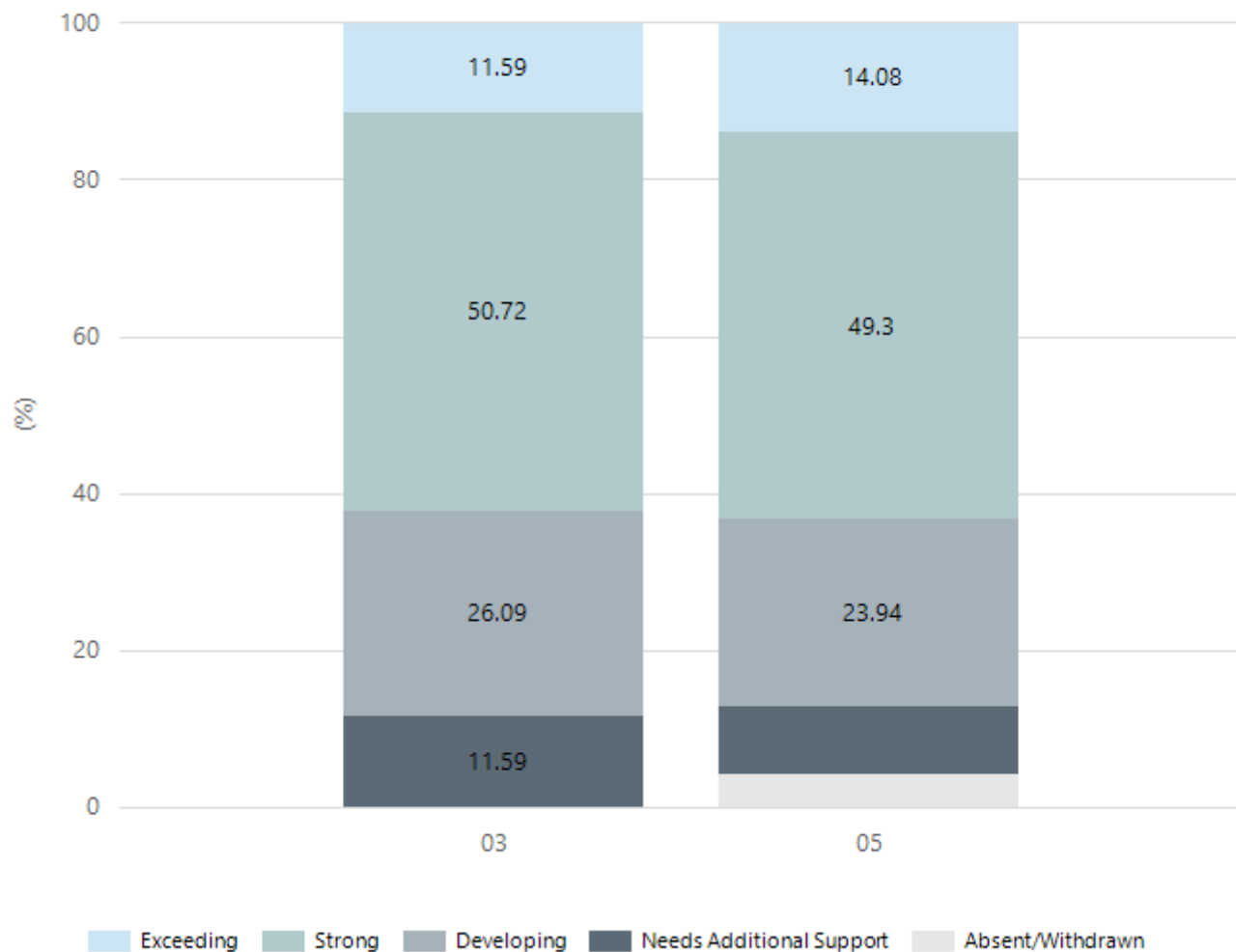
Writing



Year Level	03	05
Exceeding	5	9
Strong	53	40
Developing	9	15
Needs Additional Support	2	5
Absent/Withdrawn		2
Total	69	71

Data Source: Department for Education Assessment Data Holdings, 2025. If there are less than 6 students who sat NAPLAN in a school, no information will be shown. If a year level has less than 6 students, that year level will not be shown in NAPLAN results.

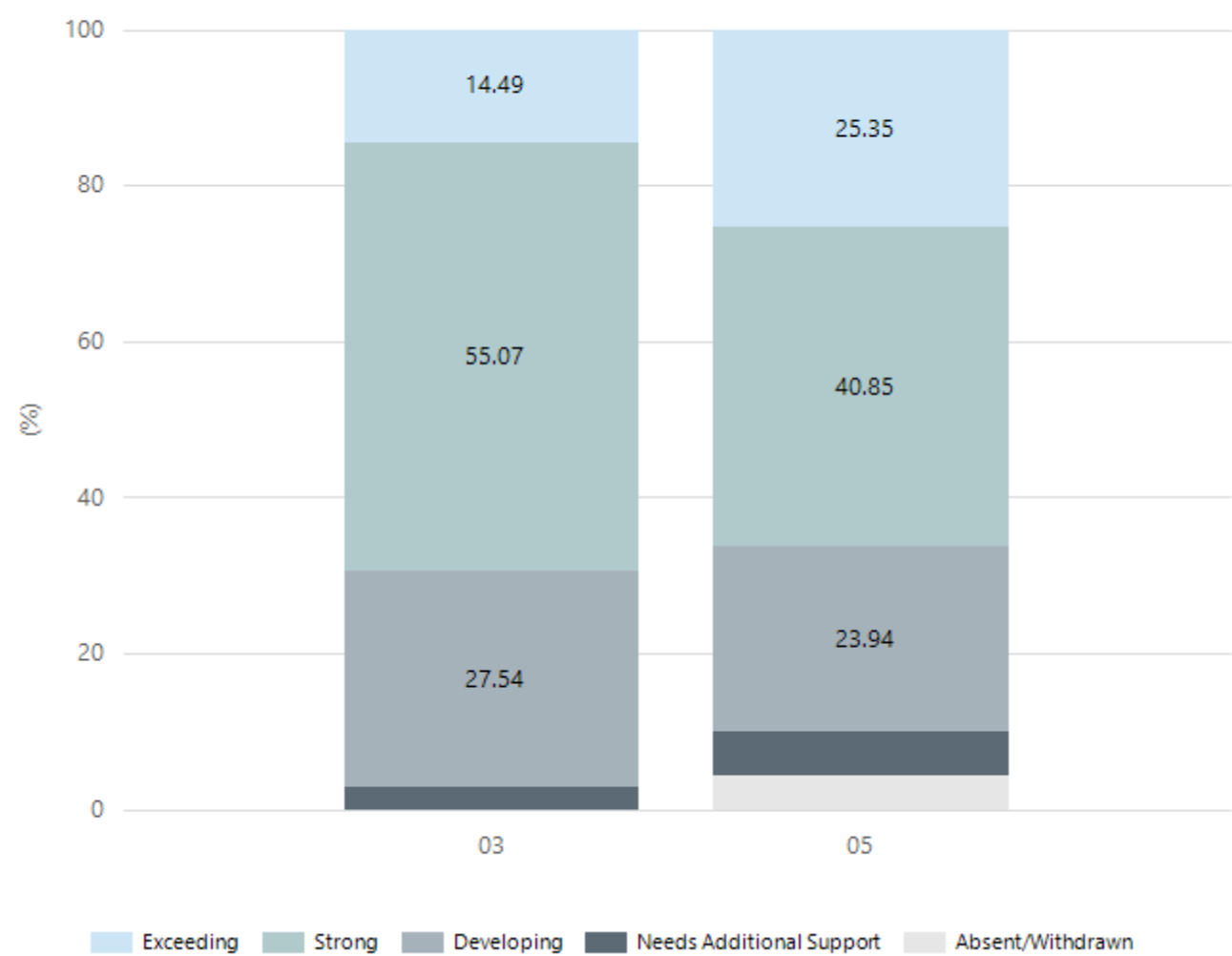
## Grammar



Year Level	03	05
Exceeding	8	10
Strong	35	35
Developing	18	17
Needs Additional Support	8	6
Absent/Withdrawn		3
Total	69	71

Data Source: Department for Education Assessment Data Holdings, 2025. If there are less than 6 students who sat NAPLAN in a school, no information will be shown. If a year level has less than 6 students, that year level will not be shown in NAPLAN results.

Spelling



Year Level	03	05
Exceeding	10	18
Strong	38	29
Developing	19	17
Needs Additional Support	2	4
Absent/Withdrawn		3
Total	69	71

Data Source: Department for Education Assessment Data Holdings, 2025. If there are less than 6 students who sat NAPLAN in a school, no information will be shown. If a year level has less than 6 students, that year level will not be shown in NAPLAN results.

## School Attendance

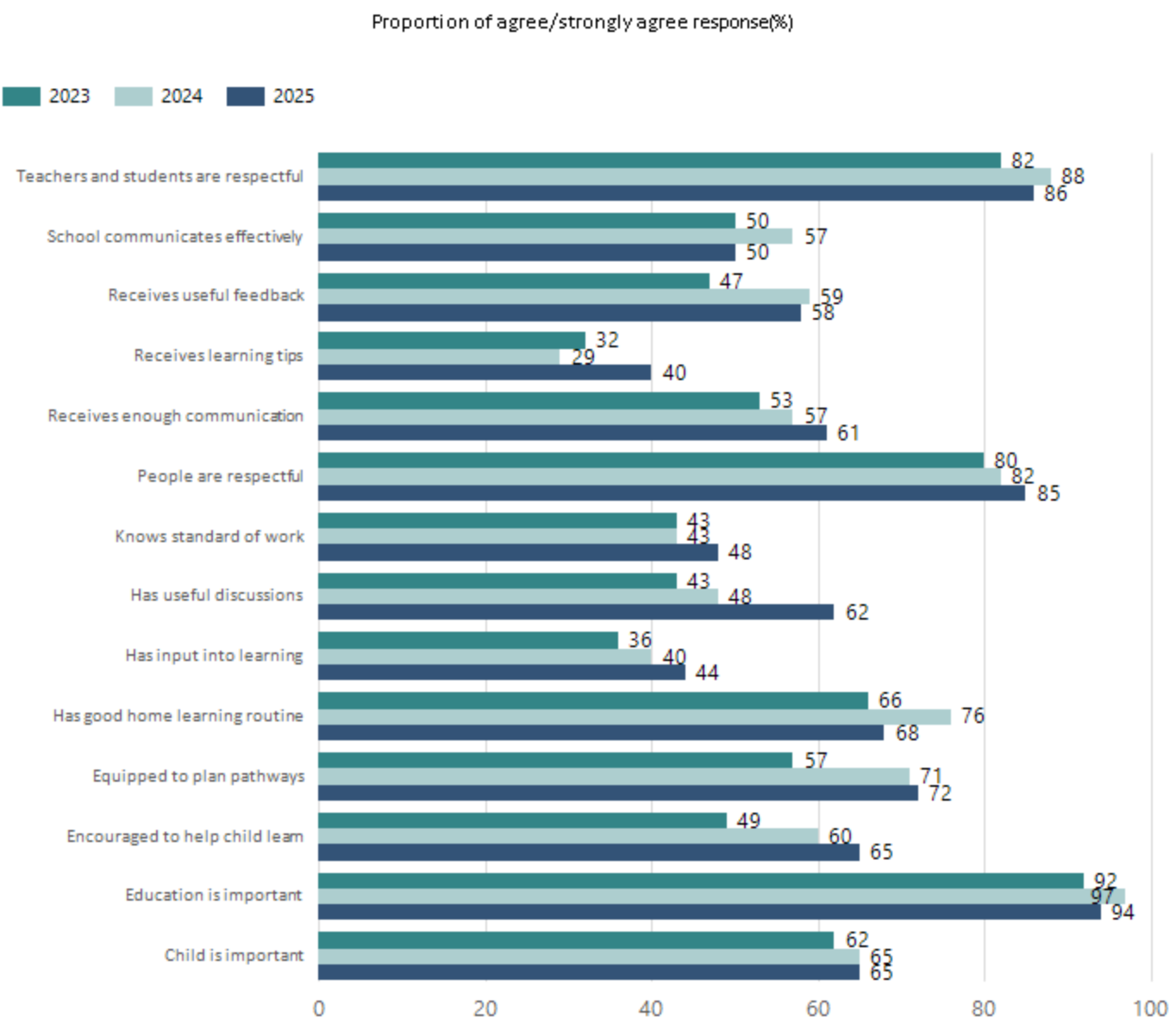
Year Level	2023	2024	2025
Reception	92.7%	93.3%	93.3%
Year 01	92.5%	91.9%	91.2%
Year 02	92.0%	93.2%	93.4%
Year 03	92.2%	91.3%	93.2%
Year 04	91.5%	92.5%	92.0%
Year 05	93.3%	92.5%	91.2%
Year 06	90.1%	92.2%	92.5%
Total	92.0%	92.4%	92.4%

Data Source: Department for Education Attendance Data, Semester 1 Report 2025. A blank cell indicates there we no students enrolled. 'Primary Other' includes students enrolled in specialised education options. 'Secondary Other' includes students who have already spent a year at Year 12 and elected to undertake further study at Year 12.

## Attendance Comment

In South Australia, all children and young people must be in school from 6 years to 16 years old. They must attend a government or non-government school full time. From age 16 to 17 however, young people must attend school or an approved learning program (such as an apprenticeship, traineeship, accredited course or university). Schools and parents must encourage and support students to come to school every day. Parents and caregivers must make sure their child is enrolled in a school, and attends school all day and everyday it is open, unless a child is sick or has an approved exemption. Teachers and leaders actively follow up when a student misses school, including recording all absences and non-attendance. All schools in South Australia have local attendance procedures governed under the Education and Children's Services Regulations 2020.

# School Parent Opinion Survey Results



Data Source: 2025 Department for Education Parent Opinions Survey, Term 3 2025.

# Intended Destination

Leave Reason	Number	%
IS - INTERSTATE	5	83.0%
TG - TRANSFERRED TO SA GOVERNMENT SCHOOL	1	17.0%

Data Source: Department for Education Destination Data Report, 2025. Data extract term 3 2025. Data shows recorded destinations for students that left the school in the previous year. Data is uploaded by schools in term 3 and may not reflect final or total figures at time of report creation.

# Highest Qualifications held by the teaching workforce and workforce composition

All teachers at this school are qualified and registered with the SA Teachers Registration Board.

Qualification Level	Number of Qualifications
Bachelor's degrees or Diplomas	17
Postgraduate Qualifications	18

Data Source: Data extracted from Mandatory Workforce Information Collections as on the last pay date of June 2025. As self-reported by staff in the system.

Please note: Data includes staff who are Actively employed and on extended paid leave. Please note only the highest qualification of the Teaching staff is reported. Excludes any number of other certifications earned.

## Workforce composition including indigenous staff

	Non-Teaching Staff		Teaching Staff	
	Indigenous	Non-Indigenous	Indigenous	Non-Indigenous
Full-Time Equivalents	0.0	11.4	1.0	27.8
Persons	0.0	16.0	1.0	34.0

Data Source: Data extracted from Mandatory Workforce Information Collection as on the last pay date of June 2025.

Please note: Data includes staff who are actively employed and on extended paid leave. "Indigenous category" is self-reported by staff in the system.

# Financial Statement

Funding Source	Amount
Grants: State	\$5,268,067
Grants: Commonwealth	
Parent Contributions	\$270,232
Fund Raising	\$16,315
Other	\$63,046

Data Source: School supplied data.